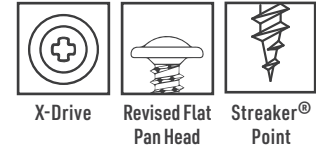
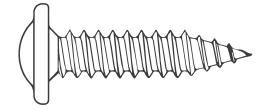
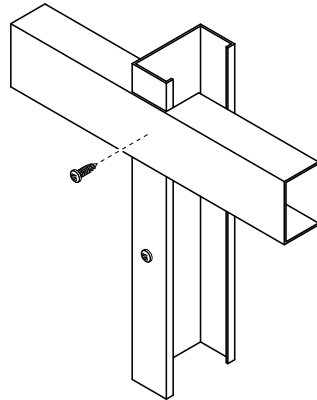
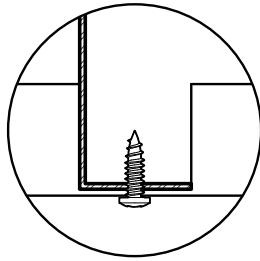


# Revised Flat Pan Head Streaker® - Interior

## Light-Gauge Steel-to-Steel Framing

**GRABBER®**  
CONSTRUCTION PRODUCTS



**Description** Light-gauge steel-to-steel framing.

**Specifications**

**Size | Gauge:** #10  
**Length:** 3/4 in.  
**Head Type:** Revised Flat Pan Head  
**Recess Type:** X-Drive  
**Thread Type:** Fine, Single Lead  
**Finish:** Yellow Zinc

**Quality Assurance:** Grabber® fasteners are manufactured in ISO 9001 and ISO 14001 certified and approved factories.

**LEED Reporting:** The post-consumer recycled steel content is 25%.

**Compliance:** The fasteners comply with ASTM C1513 performance requirements. Specific fasteners are listed in ICC ESR-5417; please check the report for listed item numbers.

**Applications**

- Light-gauge steel framing
- HVAC and ductwork
- Light-gauge steel-to-steel applications

**Installation**

- Suggested screw gun specification for optimal performance: size #10, up to 4,000 RPM.
- The Revised Flat Pan head is fully seated when the bearing surface is flush with the work surface.
- The fastener must penetrate beyond the steel three full thread pitches.
- Overdriving may result in failure of the fastener or strip-out.

**Features**

- Grabber's X-Drive is a precision recess providing for consistent, reliable performance and is less likely to wobble or strip-out.
- Extra-sharp, single lead 23° Streaker® point is designed to penetrate light-gauge steel quickly and easily.
- Underhead serrations lock tight in steel-to-steel applications.

# Revised Flat Pan Head Streaker® - Interior

## Light-Gauge Steel-to-Steel Framing



### Standard Corrosion Test Results

Finish	Test	Standard/Protocol	Results
Yellow Zinc	Salt Spray	ASTM B117	24 hrs., no red rust

Note: Salt Spray Testing (SST) results are not intended to predict corrosion in real-world environments. The ASTM B117 standard for SST is recognized industry-wide as an effective tool for comparing different metals and different metal coatings in a tightly controlled, highly corrosive environment for specific periods of time. For more information about corrosion resistance, see the Grabber Guide to Corrosion Resistance for Fasteners.

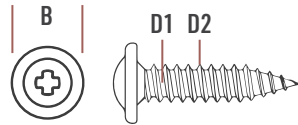
### Pull-Out Test Data<sup>1</sup>

Screw Gauge	TPI <sup>2</sup>	Steel Gauge	Design Thickness	Tension	Shear
#10	18	25	0.0188 in.	46 lbs.	71 lbs.
		20	0.0346 in.	84 lbs.	177 lbs.

<sup>1</sup>Test data values reported are allowable as determined by calculations and industry established test criteria, such as ICC-ES Acceptance Criteria and ASTM test standards. Please contact Grabber for detailed information about testing performed for specific products or if ultimate values are needed.

### Sheet Steel Gauges

Gauge No.	Design Thickness	Millimeter Equivalent
25	0.0188 in.	0.4775 mm
20	0.0346 in.	0.8788 mm



### Product Dimensions

Screw Gauge	B Head Dia.	Recess	D1 Minor Dia.	D2 Major Dia.	TPI <sup>2</sup>
#10	0.344 in.	X-Drive	0.130 in.	0.190 in.	18

<sup>2</sup>TPI stands for Threads Per Inch. This is a count of the number of threads per inch measured along the length of a fastener.

### Ordering Information and Product Options

Item No.	Size	Recess	Head Diameter	TPI	Quantity	Weight	Special Features
<b>Yellow Zinc</b>							
FP101875XSYZ	10 x 3/4 in.	X-Drive	0.364 in.	18	8,000	36 lb.	ICC ESR-5417, 4 Underhead serrations, Notched upper threads
FP101875XSYZ5	10 x 3/4 in.	X-Drive	0.344 in.	18	8,000	36 lb.	
CFP101875XSYZ	10 x 3/4 in.	X-Drive	0.344 in.	18	1,000	5 lb.	ICC ESR-5417, Collated, 4 Underhead serrations, Notched upper threads

Note: Product availability is subject to change without prior notice and the availability of products may differ from what is printed in literature and displayed on our website. The items listed are bulk size. Most are also available in smaller package sizes such as 5 lb. and 1 lb. Contact your local Grabber Branch or GrabberPro for more information.

Revised Flat Pan Head Streaker® - Interior  
PS1027 USA-ENG/Rev. 02-25

GRABBER CONSTRUCTION PRODUCTS, INC.  
5255 W 11000 N., STE 100  
HIGHLAND, UT 84003

(800) 477-8876 | GrabberPro.com

**SAFETY FIRST:** Wear appropriate personal protective equipment. Read applicable SDS and literature before handling and installation.

**TECHNICAL INFORMATION:** Technical information contained herein is furnished without charge or obligation and is given and accepted at the recipient's sole risk. Because conditions of use may vary and are beyond our control, Grabber Construction Products makes no representation about, and is not responsible or liable for, the accuracy or reliability of data associated with uses of any product described herein. Grabber Construction Products reserves the right to modify this document without prior notice.

© 2025 Grabber Construction Products, Inc. | All rights reserved | Printed in U.S.A.  
The trademarks Grabber, Streaker, and Stylized G on Grabber Fasteners, are trademarks of Grabber Construction Products, Inc.

