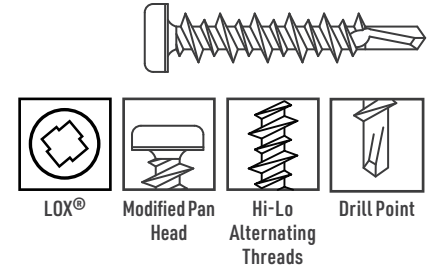
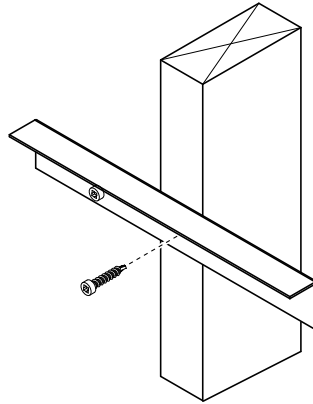
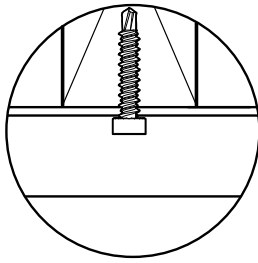


# Modified Pan Head Driller - Exterior

## Heavy-Gauge Steel to Wood



**Description** Grabber Xtek heavy-gauge steel to wood member connections.

**Specifications**

**Size | Gauge:** #11  
**Length:** 1 3/8 in. to 2 3/8 in.  
**Head Type:** Modified Pan Head  
**Recess Type:** #3 LOX®  
**Thread Type:** Hi-Lo, Alternating  
**Finish:** GrabberGard®, Mechanically Galvanized

**Quality Assurance:** Grabber® fasteners are manufactured in ISO 9001 and ISO 14001 certified and approved factories.  
**LEED Reporting:** The post-consumer recycled steel content is 25%.  
**Compliance:** The fasteners comply with ASTM C1513 performance requirements.

**Applications**

- Heavy-gauge steel track to wood subfloor
- Flat steel channels to wood purlins
- Steel siding to wood frame

**Installation**

- Because of significantly higher torque output, care and caution should be exercised when using an impact driver; otherwise, screw failure or spin-out may occur.
- The modified pan head is fully seated when the load-bearing part of the head is flush with the substrate.
- Overdriving may result in failure of the fastener.

**Features**

- Modified pan head design provides a larger load-bearing surface for better holding power.
- Underhead serrations lock tight in steel-to-steel applications.
- Alternating, Hi-Lo threads reduce torque and increase holding power in the wood member.
- Self-tapping drill point is designed for penetration into heavy-gauge steel.
- Consistently formed extra-sharp drill point starts and drills easily into heavy-gauge steel.
- LOX® recess is designed for high-torque applications and will not strip out like most other recesses.

# Modified Pan Head Driller - Exterior

## Heavy-Gauge Steel to Wood



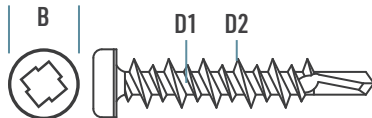
### Standard Corrosion Test Results

Finish	Test	Standard/Protocol	Results
GrabberGard®	Salt Spray	ASTM B117	1,000 hrs., no red rust

Note: Salt Spray Testing (SST) results are not intended to predict corrosion in real-world environments. The ASTM B117 standard for SST is recognized industry-wide as an effective tool for comparing different metals and different metal coatings in a tightly controlled, highly corrosive environment for specific periods of time. For more information about corrosion resistance, see the Grabber Guide to Corrosion Resistance for Fasteners.

### Sheet Steel Gauges

Gauge No.	Design Thickness	Millimeter Equivalent
25	0.0188 in.	0.4775 mm
20	0.0346 in.	0.8788 mm
18	0.0451 in.	1.1455 mm
16	0.0566 in.	1.4376 mm
14	0.0713 in.	1.8110 mm
12	0.1017 in.	2.5832 mm
10	0.1242 in.	3.1547 mm



### Product Dimensions

Screw Gauge	B Head Dia.	Recess	D1 Hi Thread Major Diameter	D2 Lo Thread Major Diameter	TPI <sup>2</sup>
#11	0.356 in.	#3 LOX®	0.211 in.	0.173 in.	15 Hi-Lo

<sup>2</sup>TPI stands for Threads Per Inch. This is a count of the number of threads per inch measured along the length of a fastener.

### Ordering Information and Product Options

Item No.	Size	Recess	Head Diameter	TPI	Quantity	Weight	Special Features
<b>GrabberGard® Gray</b>							
DMWH138G2	11 x 1 3/8 in.	#3 LOX®	0.356 in.	15 Hi-Lo	3,500	39 lb.	Underhead serrations
DMWH238G2	11 x 2 3/8 in.	#3 LOX®	0.356 in.	15 Hi-Lo	2,000	33 lb.	
<b>Mechanically Galvanized</b>							
DMWH138MG	11 x 1 3/8 in.	#3 LOX®	0.356 in.	15 Hi-Lo	3,500	39 lb.	Underhead serrations
BCDMWH138MG	11 x 1 3/8 in.	#3 LOX®	0.356 in.	15 Hi-Lo	1,000	5 lb.	Collated, Underhead serrations

Note: Product availability is subject to change without prior notice and the availability of products may differ from what is printed in literature and displayed on our website. The items listed are bulk size. Most are also available in smaller package sizes such as 5 lb. and 1 lb. Contact your local Grabber Branch or GrabberPro for more information.

Modified Pan Head Driller - Exterior  
PS1046 USA-ENG/Rev. 02-25

GRABBER CONSTRUCTION PRODUCTS, INC.  
5255 W 11000 N., STE 100  
HIGHLAND, UT 84003

(800) 477-8876 | GrabberPro.com

**SAFETY FIRST:** Wear appropriate personal protective equipment. Read applicable SDS and literature before handling and installation.

**TECHNICAL INFORMATION:** Technical information contained herein is furnished without charge or obligation and is given and accepted at the recipient's sole risk. Because conditions of use may vary and are beyond our control, Grabber Construction Products makes no representation about, and is not responsible or liable for, the accuracy or reliability of data associated with uses of any product described herein. Grabber Construction Products reserves the right to modify this document without prior notice.

© 2025 Grabber Construction Products, Inc. | All rights reserved | Printed in U.S.A.  
The trademarks Grabber, GrabberGard, LOX, and Stylized G on Grabber Fasteners, are trademarks of Grabber Construction Products, Inc.

